



### Keypad

1,024 codes.  
5,112 event log.  
LCD display.  
7-day timer.  
Time Zones.  
Latching/ hold open.  
Stainless steel faceplate.



### Fire Box

Allows the fire department to open the gate in the case of an emergency.



### Key Switch Box

Suitable for use on entry doors where access is restricted by a key.

## Ramset Accessories



**RPI**  
(Ramset Power Inverter)  
Maintains power to your operator and accessories when the main power is lost. Used on 1/2 hp operators only.



### Goose Necks

Square - 16 ga.  
Available in 48" padmount or 66" in-ground. Used for mounting keypads, phone entry systems, card readers...etc.



### ILD-24S Loop Detector

Plug-in-loop detector with sensitivity adjustment and inherent loop diagnostics.



### BBS-Battery Back-Up System

1000 lb capacity.  
Opens the gate when power is lost.

10-Year Warranty  
Residential

7-Year Warranty  
Commercial

### DISTRIBUTED BY:



MADE IN THE USA

Opening the way...



- Low Maintenance
- Reliable
- Easy Installation
- Heavy Duty



### RAM 2000 UL

Commercial  
Industrial

### RAM 2100 UL

Commercial  
Industrial



### RAM 2200 UL

Commercial  
Industrial

Designed to satisfy the need for gate operators in high traffic areas, such as residential gated communities, public storages, industrial parks and government facilities.




**SPECIFICATIONS:**

RAM 2000 UL MAXIMUM GATE SIZE & WEIGHT: 20' @ 450 lbs.
RAM 2100 UL MAXIMUM GATE SIZE & WEIGHT: 20' @ 700 lbs.
GATE TRAVELING SPEED: Approx. 90° opening in 14 sec.
CYCLES: Continuous. SHIPPING WEIGHT: 135 lbs.
OPERATING TEMPERATURE: -10° F to 160° F

**RAM 2000 UL  
RAM 2100 UL**

Commercial / Industrial



**Electric Motor:**

1/2 hp, 120 VAC, 4.5 amp (2000 UL)  
3/4 hp, 120 VAC, 8.5 amp (2100 UL)  
50 - 60Hz, continuous duty with high speed ball bearings and resettable overload button.

**Heavy Duty Worm Gear:**

Lubricated in an oil bath for smooth and quiet operation.

**Limit Switches:**

Mechanical adjustment for accurate gate stop settings.

**Finish:**

Gold/Zinc plated to inhibit corrosion.

**Cover:**

High-impact resistant charcoal gray polyethylene with a stainless steel access door.

**Cover Dimensions:**


H: 10" L: 143" W: 13"

**SPECIFICATIONS:**

MAXIMUM GATE SIZE & WEIGHT: 20' @ 700 lbs.
GATE TRAVELING SPEED: Approx. 90° opening in 14 sec.
CYCLES: Continuous. SHIPPING WEIGHT: 135 lbs.
OPERATING TEMPERATURE: -10° F to 160° F

**RAM 2200 UL**

Commercial / Industrial



**Electric Motor:**

1 hp, 220 VAC, 4.5 amp 50 - 60 Hz, continuous duty with high speed ball bearings and resettable overload button.

**Heavy Duty Worm Gear:**

Lubricated in an oil bath for smooth and quiet operation.

**Limit Switches:**

Mechanical adjustment for accurate gate stop settings.

**Finish:**

Gold/Zinc plated to inhibit corrosion.

**Cover:**

High-impact resistant charcoal gray polyethylene.


**Cover Dimensions:**

H: 10" L: 143" W: 13"

**RAMSET "Intelligate" Control Board**

The Intelligate control board is the most advanced gate controller in the industry, putting Ramset ahead of the competition when it comes to reliability and number of features. It is controlled by a programmable microprocessor that reads and precisely executes all functions of the control board. Some of the features of the control board include:

- \* Automatic close timer
- \* Pre warning alarm relays
- \* Constant warning alarm relays
- \* Self adjusting ERD
- \* Dual gate communication capability
- \* Secure close
- \* Anti-tailgating/One pass system
- \* Radio cycle (open, stop & close)
- \* Open & close delays
- \* Indicator lights for easy troubleshooting
- \* Plug in loop detectors
- \* Left/Right installation switch



**Emergency Release**

